
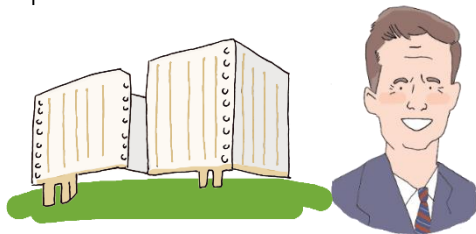


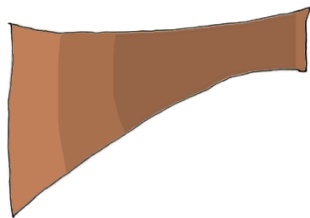
WHAT IS PUBLIC ART?



📍 **It can become a landmark or special meeting place.** Nasher Collection artist Anish Kapoor created *Cloud Gate* in Chicago's Millennium Park. The artwork's nickname is "The Bean." Have you visited this sculpture or seen pictures of it?




📍 **It can help people remember a moment or person.** The John F. Kennedy Memorial Plaza was created by architect Philip Johnson to honor President Kennedy's legacy and create a space for reflection.




📍 **People might disagree about the artwork.** There is always a chance that people will not like the work or think it should be taken down. Nasher collection artist Richard Serra created *Tilted Arc*, which was a curved steel sculpture for Federal Plaza in New York City. People sent letters and held a public hearing, then a jury voted to remove the sculpture.

WHAT DOES PUBLIC ART LOOK LIKE?

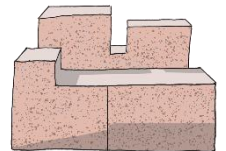


📍 **It can be large or small.** Pioneer Plaza celebrates the history of Dallas. It features an artwork by artist Robert Summers made up of 3 bronze cowboys and 40 bronze longhorn cattle!

📍 **It can be permanent or temporary.** Nasher Collection artist Jean (Hans) Arp created an artwork called *Sculpture To Be Lost in the Forest*. He placed it outdoors near his home in France for others to discover.



📍 **Look carefully or you might miss it!** Public art can be found in unexpected places: knitted around a parking meter, on the roof of a building or floating in a pond. Nasher Collection artist Scott Burton created stone benches, stools and chairs that can be found in many North American cities.



WHEN YOU SEE PUBLIC ART:

Look. Look closely. Move around the artwork. What do you see?



Learn. Can you find the name of the artist or the title of the artwork?

Ask. What questions do you have about this artwork?



Imagine. What do you think the artist was trying to communicate? What visual clues do you see to support your idea?



Create. You might want to take pictures or sketch the artwork.




YOU ARE THE ARTIST

You have been invited to create a work of art for your community!
Follow the guidelines below to plan your artwork.

SPECIAL CONSIDERATIONS

- 📍 It needs to be safe. Artists may work with engineers to ensure that people who view the art will not be harmed.
- 📍 Think about how people in the community might respond to the artwork.
- 📍 How will weather conditions like sun, wind or rain impact the artwork?
- 📍 Be sure to set aside some money to care for and maintain the artwork so it will keep looking great!



MY PROPOSAL

My neighborhood needs a _____ sculpture.

I will place it _____.

The title of my artwork is _____.

This will benefit my community because _____.

I need \$ _____ for supplies.

These are the materials I will need:

-
-
-
-

_____ will help me create the art.

SKETCH YOUR IDEA HERE: